
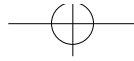


CX200



January 2001

NOTICE: Table of contents missing
This is the full Operation and Programming manual
87 Pages in length



1 Before Starting Operations

This chapter describes the specifications, precautions and part names of this cash register.

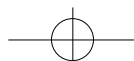
1.1 General Specifications

Item	Description
Power source	117VAC, 220VAC or 240VAC $\pm 10\%$ Depends on the country
Power consumption	23W
Ambient operating temperature	32°F to 104°F (0°C to 40°C)
Memory	C-MOS RAM
Memory back-up time	Approx. 6 months
Printer	1 station print wheel selective impact type
Printing speed	Approx. 3 lines per sec.
Paper roll	Width 57.5 mm (2.25 inches)
	Max diameter 70 mm (2.74 inches)
External dimensions	350mm (W) x 408mm (D) x 321mm (H) (13.7" (W) x 16.0" (D) x 12.6" (H))
Weight	7.5kg (16.5lb)

1.2 Precautions

Please note the following items before using the cash register.

- Avoid using the cash register in the following conditions:
 - Exposed to direct sunlight or water
 - Hot or humid environments
 - Near equipment that generates strong electromagnetic fields
 - Anywhere there may be sudden changes in temperature
- Do not touch the cash register if your hands are wet.
- If the register malfunctions, do not attempt to repair the cash register by yourself.
- Plug your cash register into any standard wall outlet. Other electrical devices on the same circuit may damage the cash register.
- The main outlet for this cash register must be located near the unit and easily accessible.



This is a “Table of Contents preview” for quality assurance

The full manual can be purchased from our store:

[https://the-checkout-tech.com/manuals/towa/CX-200 operating programming manual.htm](https://the-checkout-tech.com/manuals/towa/CX-200%20operating%20programming%20manual.htm)

And our free Online Keysheet maker:

<https://the-checkout-tech.com/Cash-Register-Keysheet-Creator/>

[HTTPS://THE-CHECKOUT-TECH.COM](https://THE-CHECKOUT-TECH.COM)